




# Technical Data Sheet

## Top Infrared LED

### SIR67-21C/L9/TR8

#### Features

- Peak wavelength  $\lambda_p=875\text{nm}$ .
- Low forward voltage.
- Compatible with infrared and vapor phase reflow solder process.
- Package in 8mm tape on 7" diameter reels.
- Pb free
- The product itself will remain within RoHS compliant version.



#### Descriptions

- SIR67-21C/L9/TR8 is an infrared emitting diode in miniature SMD package which is molded in a water clear plastic with flat top view lens.  
The device is spectrally matched with silicon photodiode and phototransistor.

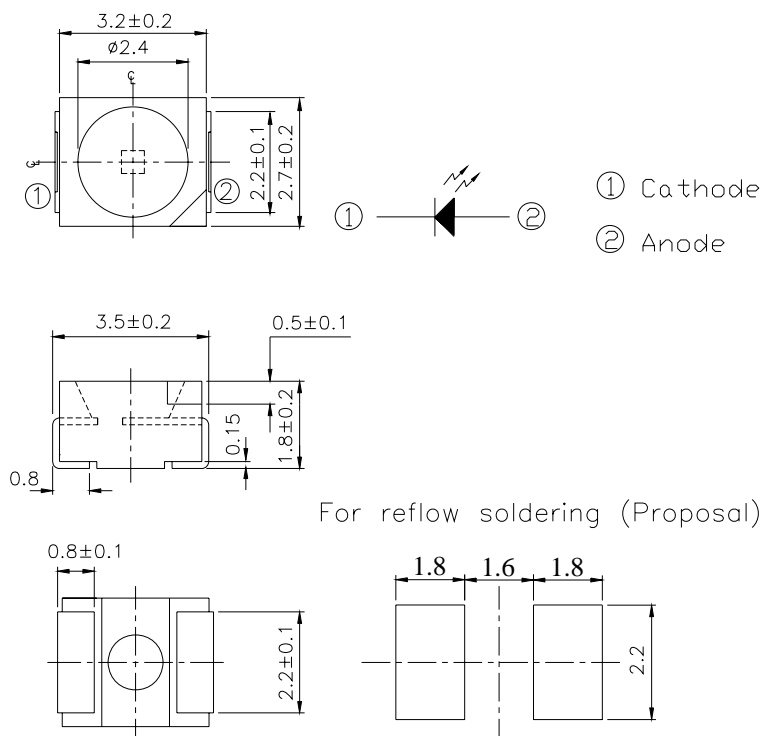
#### Applications

- Floppy disk drive
- Optoelectronic switch
- Camera
- VCR
- Video
- Smoke detector

#### Device Selection Guide

| LED Part No. | Chip     | Lens Color  |
|--------------|----------|-------------|
|              | Material |             |
| SIR          | GaAlAs   | Water clear |

## Package Dimensions



- Notes:** 1.All dimensions are in millimeters  
2.Tolerances unless dimensions  $\pm 0.1$ mm

## Absolute Maximum Ratings ( $T_a=25^\circ\text{C}$ )

| Parameter  | Symbol    | Rating          | Units            |
|--|-----------|-----------------|------------------|
| Continuous Forward Current   | $I_F$     | 65              | mA               |
| Reverse Voltage  | $V_R$     | 5               | V                |
| Operating Temperature  | $T_{opr}$ | $-25 \sim +100$ | $^\circ\text{C}$ |
| Storage Temperature  | $T_{stg}$ | $-40 \sim +100$ | $^\circ\text{C}$ |
| Soldering Temperature  | $T_{sol}$ | 260             | $^\circ\text{C}$ |
| Power Dissipation at(or below)<br>25 $^\circ\text{C}$ Free Air Temperature | $P_d$     | 130             | mW               |

**Notes:** \*1:Soldering time  $\leq 5$  seconds.

**Electro-Optical Characteristics (Ta=25°C)**

| Parameter          | Symbol         | Condition  | Min. | Typ. | Max. | Units  |
|--------------------|----------------|--|------|------|------|--------|
| Radiant Intensity  | Ee             | I <sub>F</sub> =20mA                                     | 0.5  | 1.1  | ---  | mW /sr |
|                    |                | I <sub>F</sub> =100mA<br>Pulse Width ≤ 100 μs ,Duty ≤ 1% | ---  | 4.5  | ---  |        |
| Peak Wavelength    | λ <sub>p</sub> | I <sub>F</sub> =20mA                                     | --   | 875  | --   | nm     |
| Spectral Bandwidth | Δ λ            | I <sub>F</sub> =20mA                                     | --   | 80   | --   | nm     |
| Forward Voltage    | V <sub>F</sub> | I <sub>F</sub> =20mA                                     | --   | 1.3  | 1.6  | V      |
|                    |                | I <sub>F</sub> =100mA<br>Pulse Width ≤ 100 μs ,Duty ≤ 1% | --   | 1.4  | 1.8  |        |
| Reverse Current    | I <sub>R</sub> | V <sub>R</sub> =5V                                       | --   | --   | 10   | μ A    |
| View Angle         | 2 θ 1/2        | I <sub>F</sub> =20mA                                     | --   | 120  | --   | deg    |

**Typical Electro-Optical Characteristics Curves**

Fig.1 Forward Current vs.  
Ambient Temperature

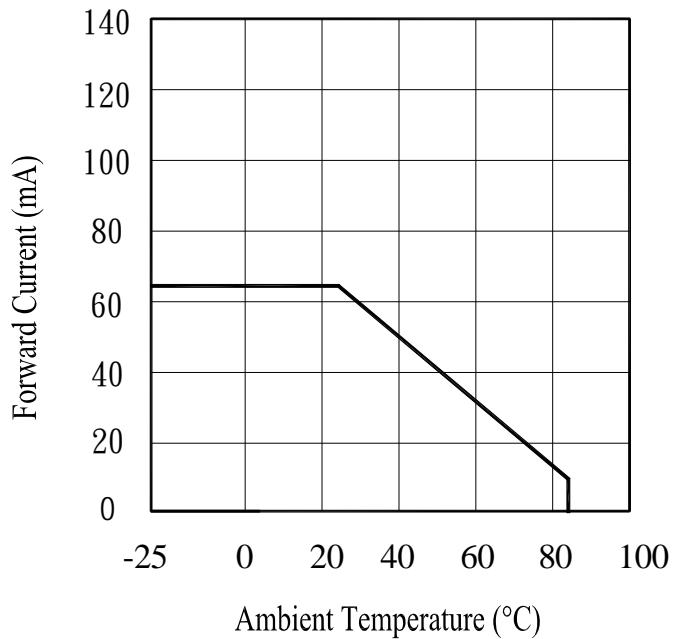


Fig.2 Spectral Distribution

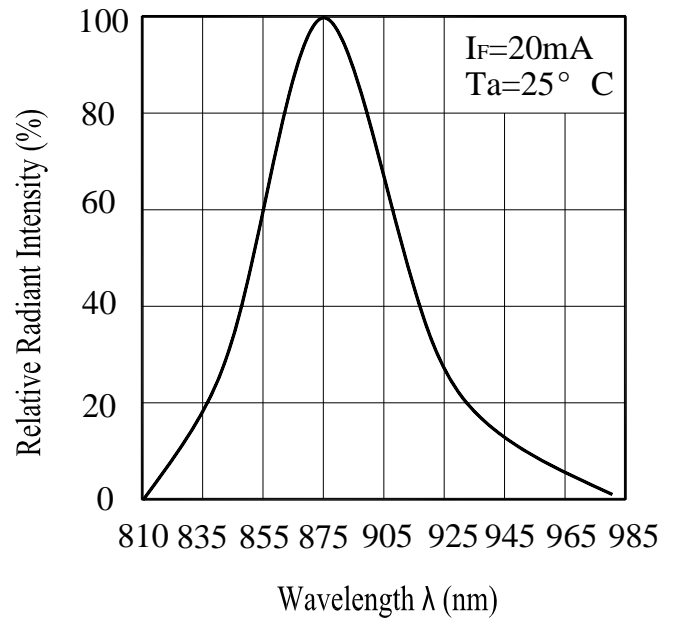


Fig.3 Peak Emission Wavelength  
Ambient Temperature

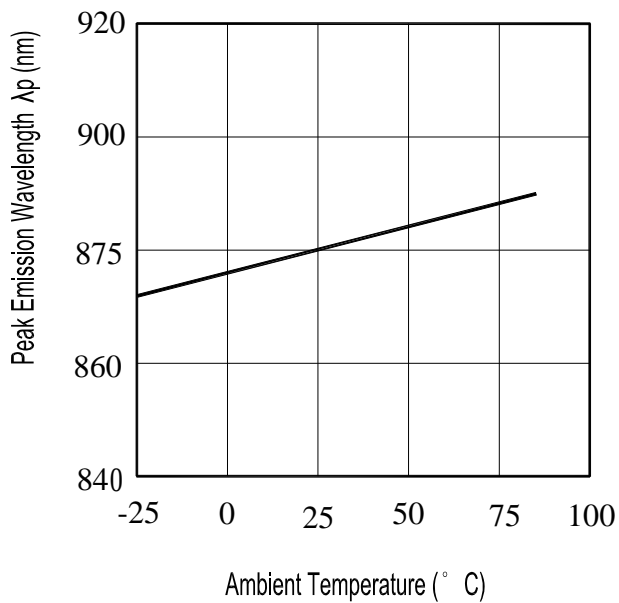
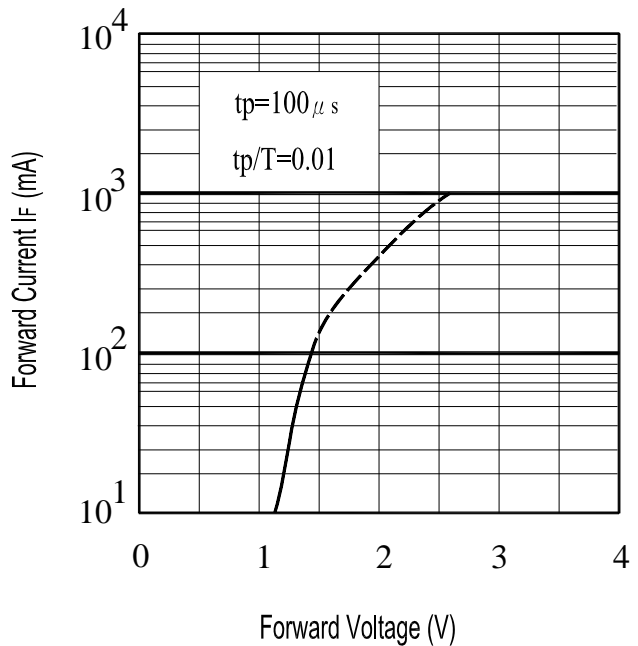


Fig.4 Forward Current  
vs. Forward Voltage



## Typical Electro-Optical Characteristics Curves

Fig.5 Relative Intensity vs.

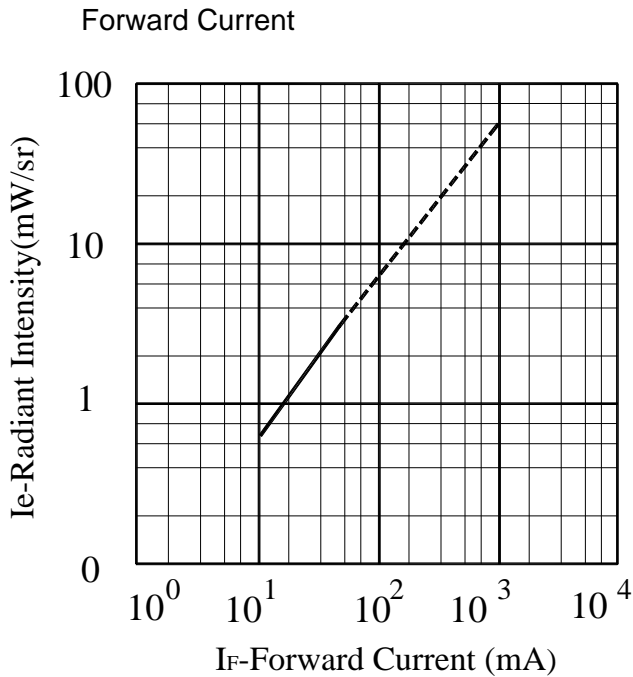


Fig.6 Relative Radiant Intensity vs.

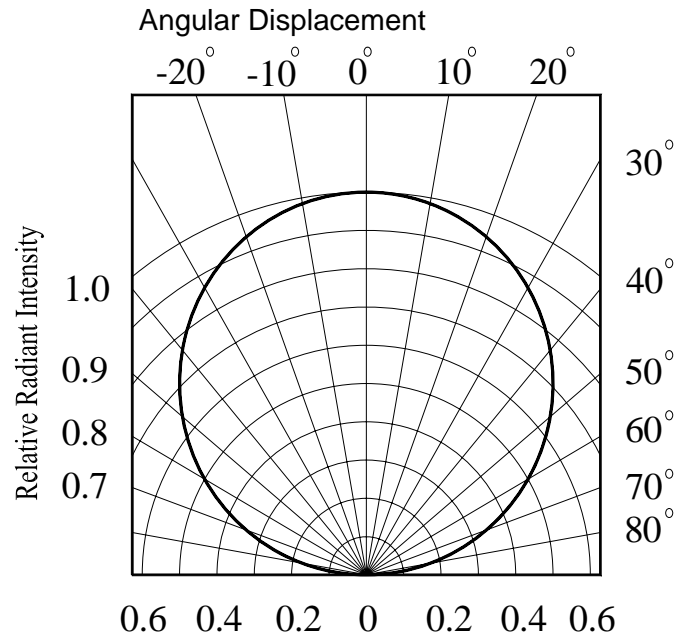


Fig.7 Relative Intensity vs.

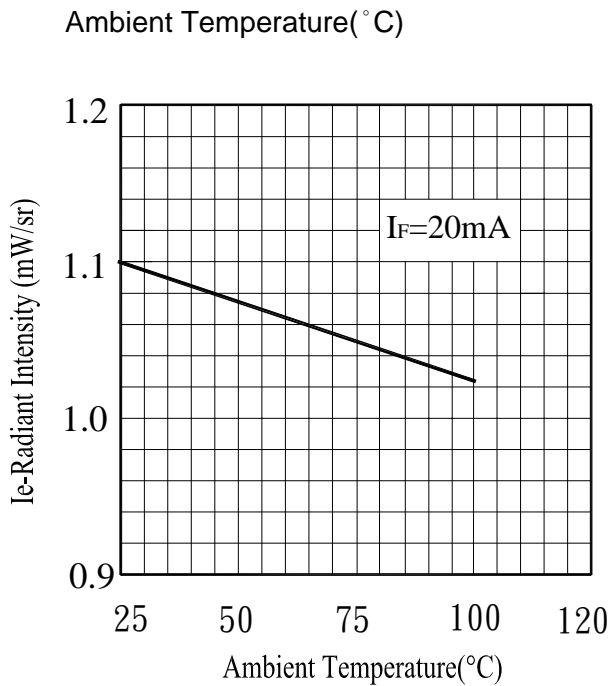
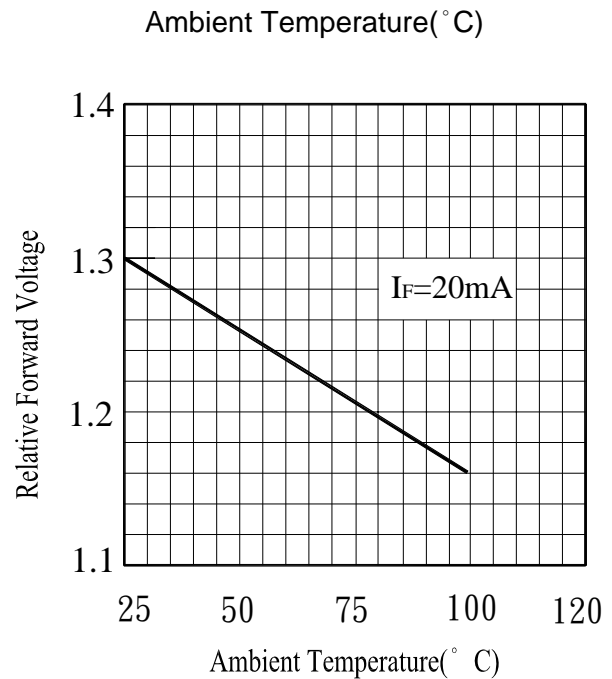


Fig.8 Forward Voltage vs.



**Precautions For Use****1. Over-current-proof**

Customer must apply resistors for protection , otherwise slight voltage shift will cause big current change ( Burn out will happen ).

**2. Storage**

2.1 Do not open moisture proof bag before the products are ready to use.

2.2 Before opening the package, the LEDs should be kept at 30°C or less and 90%RH or less.

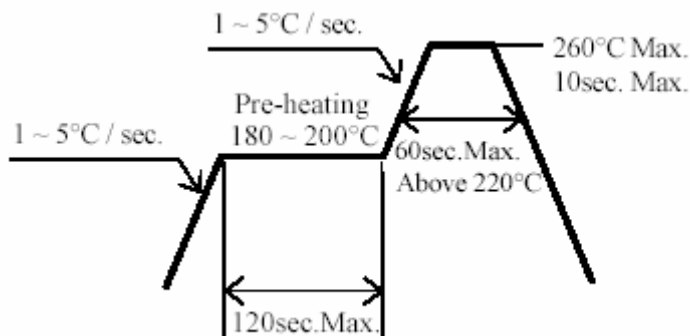
2.3 The LEDs should be used within a year.

2.4 After opening the package, the LEDs should be kept at 30°C or less and 70%RH or less.

2.5 The LEDs should be used within 168 hours (7 days) after opening the package.

2.6 If the moisture absorbent material (silica gel) has faded away or the LEDs have exceeded the storage time, baking treatment should be performed using the following conditions.

Baking treatment :  $60\pm5^{\circ}\text{C}$  for 24 hours.

**3. Soldering Condition****3.1 Pb-free solder temperature profile**

3.2 Reflow soldering should not be done more than two times.

3.3 When soldering, do not put stress on the LEDs during heating.

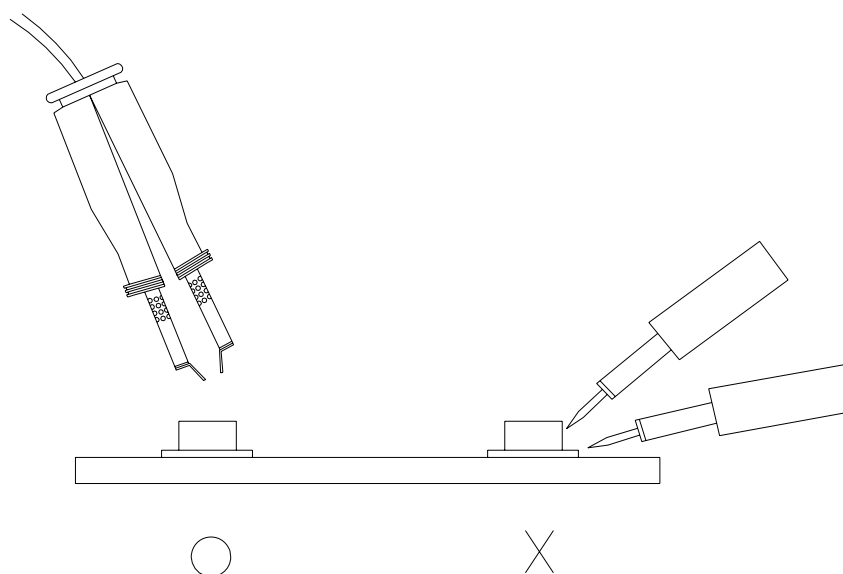
3.4 After soldering, do not warp the circuit board.

#### 4.Soldering Iron

Each terminal is to go to the tip of soldering iron temperature less than 280°C for 3 seconds within once in less than the soldering iron capacity 25W. Leave two seconds and more intervals, and do soldering of each terminal. Be careful because the damage of the product is often started at the time of the hand solder.

#### 5.Repairing

Repair should not be done after the LEDs have been soldered. When repairing is unavoidable, a double-head soldering iron should be used (as below figure). It should be confirmed beforehand whether the characteristics of the LEDs will or will not be damaged by repairing.



**Reliability Test Item And Condition**

The reliability of products shall be satisfied with items listed below.

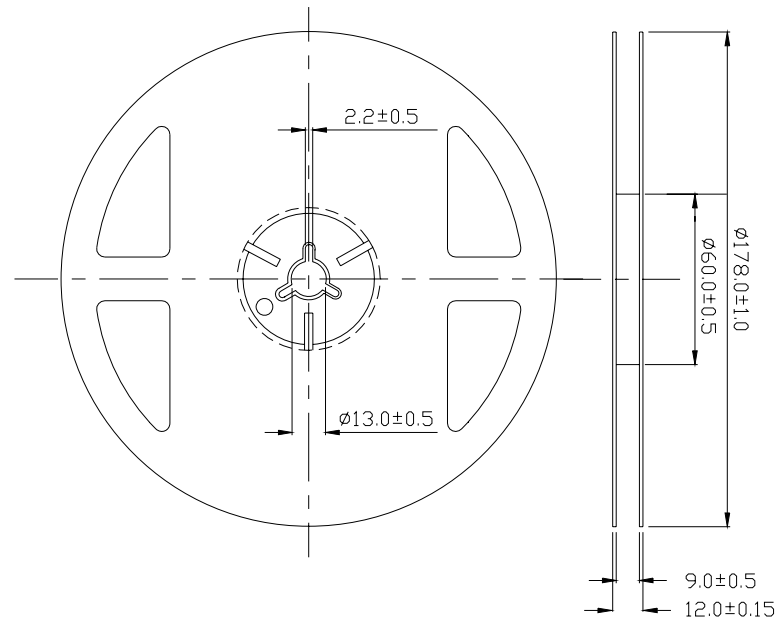
Confidence level : 90%

LTPD : 10%

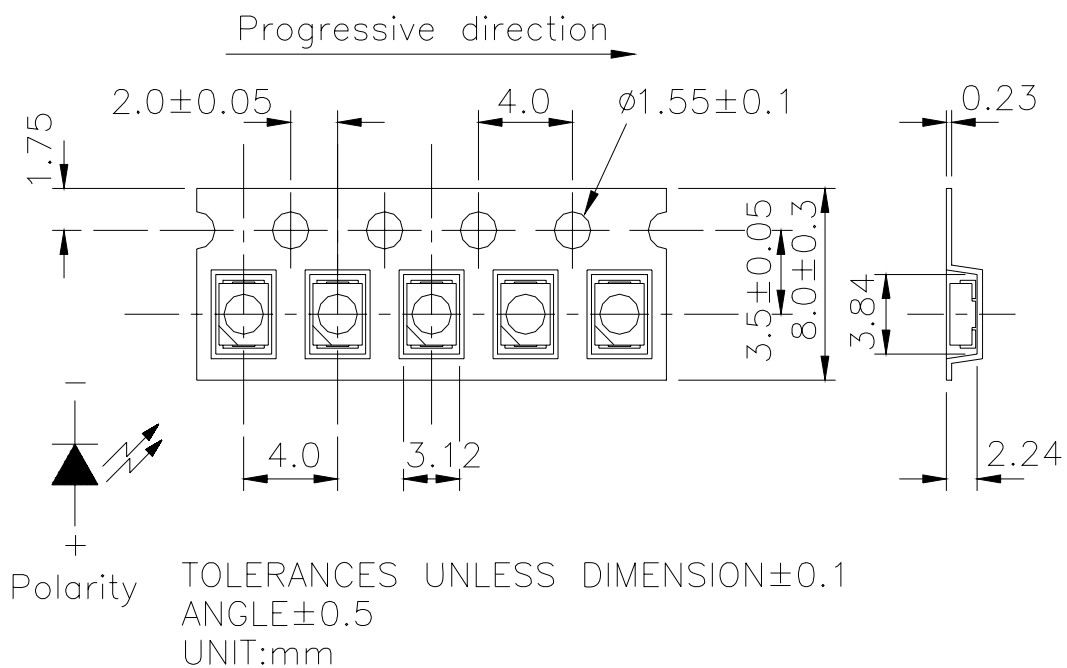
| NO. | Item                               | Test Conditions   | Test Hours/<br>Cycles | Sample<br>Sizes | Failure<br>Judgement<br>Criteria                   | Ac/Re |
|-----|------------------------------------|---|-----------------------|-----------------|--|-------|
| 1   | REFLOW                             | TEMP. : $260^{\circ}\text{C} \pm 5^{\circ}\text{C}$<br>5secs                    | 6Mins                 | 22pcs           | $I_R \geq U \times 2$                              | 0/1   |
| 2   | Temperature Cycle                  | H : $100^{\circ}\text{C}$ 15mins<br>↓ 5mins<br>L : $-40^{\circ}\text{C}$ 15mins | 50Cycles              | 22pcs           | $E_e \leq L \times 0.8$<br>$V_F \geq U \times 1.2$ | 0/1   |
| 3   | Thermal Shock                      | H : $+100^{\circ}\text{C}$ 5mins<br>↓ 10secs<br>L : $-10^{\circ}\text{C}$ 5mins | 50Cycles              | 22pcs           | U : Upper<br>Specification<br>Limit                | 0/1   |
| 4   | High Temperature<br>Storage        | TEMP. : $+100^{\circ}\text{C}$  | 1000hrs               | 22pcs           | L : Lower<br>Specification<br>Limit                | 0/1   |
| 5   | Low Temperature<br>Storage         | TEMP. : $-40^{\circ}\text{C}$   | 1000hrs               | 22pcs           |  | 0/1   |
| 6   | DC Operating Life                  | $I_F = 20\text{mA}$   | 1000hrs               | 22pcs           |  | 0/1   |
| 7   | High Temperature/<br>High Humidity | $85^{\circ}\text{C}$ / 85% R.H  | 1000hrs               | 22pcs           |  | 0/1   |



**Package Dimensions**



**Taping Dimensions**



**Packing Quantity Specification**

1.2000Pcs/1Volume , 1Volume/1Bag

2.10Boxes/1Carton

**Label Form Specification**

CPN: Customer's Production Number

P/N : Production Number

QTY: Packing Quantity

CAT: Ranks

HUE: Peak Wavelength

REF: Reference

LOT No: Lot Number

MADE IN TAIWAN: Production Place

**Notes**

1. Above specification may be changed without notice. EVERLIGHT will reserve authority on material change for above specification.
2. When using this product, please observe the absolute maximum ratings and the instructions for using outlined in these specification sheets. EVERLIGHT assumes no responsibility for any damage resulting from use of the product which does not comply with the absolute maximum ratings and the instructions included in these specification sheets.
3. These specification sheets include materials protected under copyright of EVERLIGHT corporation. Please don't reproduce or cause anyone to reproduce them without EVERLIGHT's consent.

**EVERLIGHT ELECTRONICS CO., LTD.***Office: No 25, Lane 76, Sec 3, Chung Yang Rd,  
Tucheng, Taipei 236, Taiwan, R.O.C**Tel: 886-2-2267-2000, 2267-9936**Fax: 886-2267-6244, 2267-6189, 2267-6306**<http://www.everlight.com>*